

## TASK SHEET 6

### Topic: My Europass CV

#### Task

Using Europass web page generate your Europass CV

#### To create your Europass CV:

Open **Internet Explorer**

Write the address **<http://europass.cedefop.eu.int>**  
You see the following logo on the web page:



Choose **Europass CV** from the left-hand side of the web page, click on the following title:

**The Europass Curriculum Vitae (CV)**

Choose the **English** language

Choose the following link

**[Create your Europass CV online now](#)**

Follow the online instructions.

On the right-hand side of the web page you find some useful examples






**Europass  
Curriculum vitae**

**Personal information**

Surname(s) / First name(s)

**HOBKINS Betty**

-  Keep your task sheets with useful vocabulary at hand
-  Don't forget to use "Save" button when listing the work experience, education and training
-  Send the completed Europass CV to both the teacher's and your own e-mail address